

DESCRIPTION:

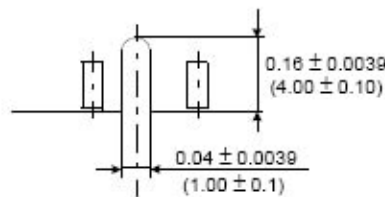
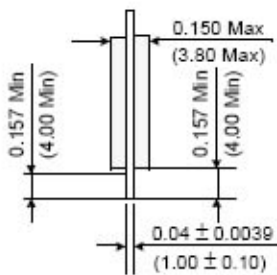
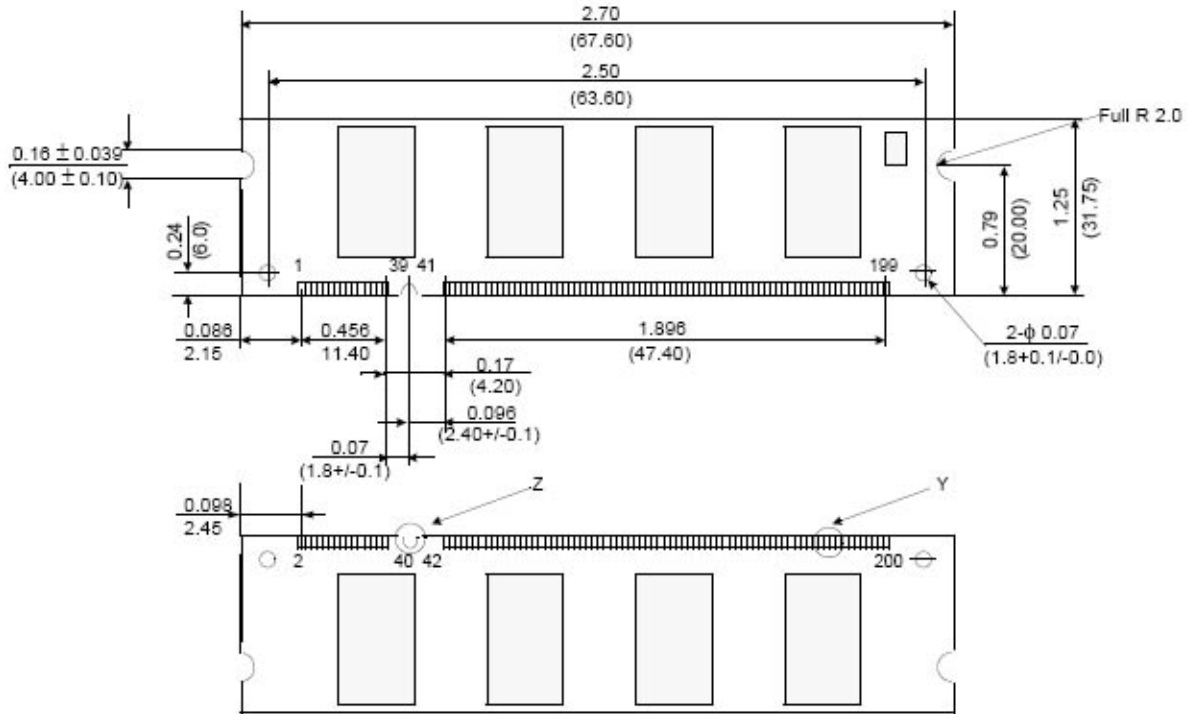
This document describes Aplus 32M x 64-bit 256MB DDR400 CL3 SDRAM (Synchronous DRAM) memory module. The components on this module include eight 32M x 8-bit (4Banks) DDR400 SDRAM in TSOP packages. This 200-pin SO-DIMM uses gold contact fingers and requires +2.6V. The electrical and mechanical specifications are as follows:

FEATURES:

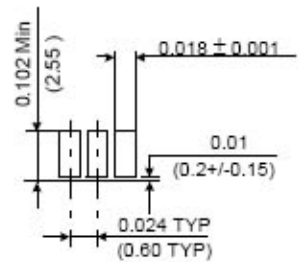
- Power supply: V_{dd}: 2.6V ± 0.1V, V_{ddq}: 2.6V ± 0.1V
- All inputs and outputs SSTL_2 compatible
- Max clock Freq: 200Mhz
- Double-data-rate architecture; two data transfers per clock cycle
- Bidirectional data strobe (DQS)
- Differential clock inputs (CK and CK)
- DLL aligns DQ and DQS transition with CK transition
- Programmable Read latency 3 (clock)
- Programmable Burst length (2,4,8)
- Programmable Burst type (sequential & interleave)
- Timing Reference: CL-tRCD-tRP (3-3-3)
- Edge aligned data output, center aligned data input
- Auto & Self refresh, 7.8us refresh interval (4K/64ms refresh)
- Serial presence detect with EEPROM

PERFORMANCE:

Clock Cycle Time (tCK)	5ns (min.) /10ns (max.)
Row Cycle Time (tRC)	55ns (min.)
Refresh Row Cycle Time (tRFC)	70ns (min.)
Row Active Time (tRAS)	40ns (min.) /70,000ns (max.)
Power Dissipation	12W
Operating Temperature	0°C to 70 °C
Storage Temperature	-55°C to +150 °C



Detail Z



Detail Y